

Steps of Registration and Joining the Annual General Meeting of the year 2020 in from of electronic meeting (e-Meeting), Shareholders please sign in Microsoft Teams for preparation before the meeting from 9.00 a.m. onward.

1. The shareholders have to register at <https://www.aeon.co.th/aeon/agm2020> by filling in name-surname, shareholder's registration number, number of shares held, email address and contactable telephone number before June 17, 2020.

The image displays four screenshots of the registration form for the AEON AGM 2020. The form is titled "แบบแจ้งลงทะเบียนเข้าร่วมประชุม..." (Registration Form for Attending the Meeting...). The first screenshot shows the title in Thai and English: "แบบแจ้งลงทะเบียนเข้าร่วมประชุมสามัญผู้ถือหุ้นบริษัท อีออน ธนสินทรัพย์ (ไทยแลนด์) จำกัด (มหาชน) ผ่านสื่ออิเล็กทรอนิกส์ (Registration form for attending the Annual General Meeting of AEONTS)". The second screenshot shows the first section: "ชื่อ (Name)- สกุล (Surname) (ผู้ถือหลักทรัพย์) (Shareholder) \*" with a text input field. The third screenshot shows the "เข้าร่วมประชุม \*" (Attend Meeting) section with two radio button options: "มาด้วยตนเอง (Shareholder)" and "มอบฉันทะ (Proxy) (โปรดระบุชื่อผู้รับมอบฉันทะในหัวข้อถัดไป)". The fourth screenshot shows the "ชื่อ (Name) - สกุล (Surname) (ผู้รับมอบฉันทะ)(Proxy)" section with a text input field. The fifth screenshot shows the "เลขทะเบียนผู้ถือหลักทรัพย์ (10 หลัก)" (Shareholder's Registration No. (10 digits)) section with a text input field. The sixth screenshot shows the "จำนวนที่ถือหลักทรัพย์ (Holding the amount of) \*" section with a text input field. The seventh screenshot shows the "อีเมลผู้เข้าร่วมประชุม (E-mail of Attendee) \*" section with a text input field. The eighth screenshot shows the "เบอร์ติดต่อ (Tel) \*" section with a text input field. The ninth screenshot shows the "ส่ง" (Send) button and a warning message: "ห้ามส่งรหัสผ่านใน Google ฟอรัม" (Do not send password in Google Forum). The tenth screenshot shows a disclaimer: "เนื้อหาไม่ได้ถูกสร้างขึ้นหรือรับรองโดย Google ภายนอก" (This content was not created or endorsed by Google). The eleventh screenshot shows the footer: "ละเมิด - ข้อกำหนดในการให้บริการ - นโยบายความเป็นส่วนตัว" (Violation - Terms of Service - Privacy Policy).

แบบแจ้งลงทะเบียนเข้าร่วมประชุม...

ชื่อ (Name)- สกุล (Surname) (ผู้ถือหลักทรัพย์) (Shareholder) \*

คำตอบของคุณ

เข้าร่วมประชุม \*

☐ มาด้วยตนเอง (Shareholder)

☐ มอบฉันทะ (Proxy) (โปรดระบุชื่อผู้รับมอบฉันทะในหัวข้อถัดไป)

ชื่อ (Name) - สกุล (Surname) (ผู้รับมอบฉันทะ)(Proxy)

คำตอบของคุณ

เลขทะเบียนผู้ถือหลักทรัพย์ (10 หลัก)

แบบแจ้งลงทะเบียนเข้าร่วมประชุม...

เลขทะเบียนผู้ถือหลักทรัพย์ (10 หลัก) (Shareholder's Registration No.) (10 digits)

คำตอบของคุณ

จำนวนที่ถือหลักทรัพย์ (Holding the amount of) \*

คำตอบของคุณ

อีเมลผู้เข้าร่วมประชุม (E-mail of Attendee) \*

คำตอบของคุณ

เบอร์ติดต่อ (Tel) \*

คำตอบของคุณ

ส่ง

ห้ามส่งรหัสผ่านใน Google ฟอรัม

เนื้อหาไม่ได้ถูกสร้างขึ้นหรือรับรองโดย Google ภายนอก

ละเมิด - ข้อกำหนดในการให้บริการ - นโยบายความเป็นส่วนตัว

2. After the Company has verified the name of shareholder with the list of shareholders as of the record date (XM), Username and Password will be sent to the shareholder's registered email within June 22, 2020.

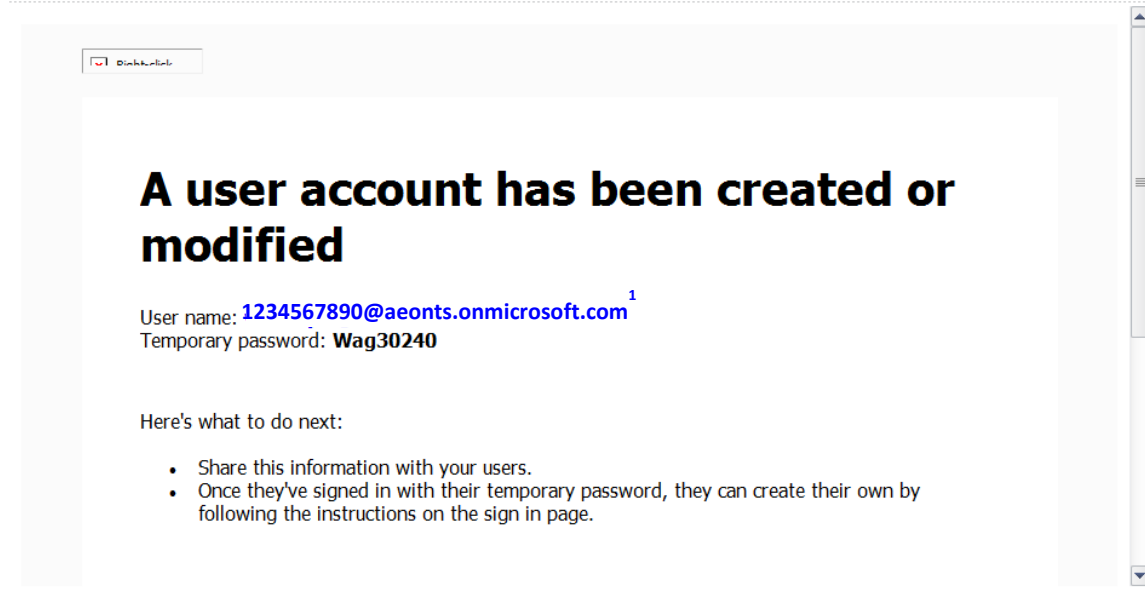
#### Account information for new or modified users

Microsoft on behalf of your organization <ms-noreply@microsoft.com>

[Click here to download pictures.](#) To help protect your privacy, Outlook prevented automatic download of some pictures in this message.

Sent: 1/6/2563 8:55

To: Waranya Leejaturong



**A user account has been created or modified**

User name: [1234567890@aeonts.onmicrosoft.com](mailto:1234567890@aeonts.onmicrosoft.com)<sup>1</sup>  
Temporary password: **Wag30240**

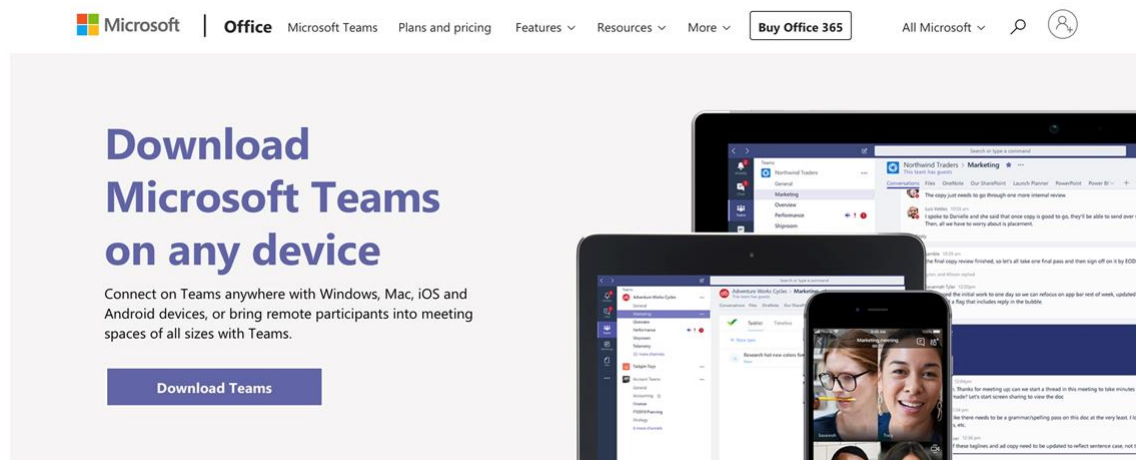
Here's what to do next:

- Share this information with your users.
- Once they've signed in with their temporary password, they can create their own by following the instructions on the sign in page.

Note: <sup>1</sup> Username will show shareholder's registration No. 10 digits

3. For convenience, the shareholders can download Microsoft Teams application in advance.

3.1 Desktop Windows and MAC: <https://products.office.com/th-th/microsoft-teams/download-app>



**Download Microsoft Teams on any device**

Connect on Teams anywhere with Windows, Mac, iOS and Android devices, or bring remote participants into meeting spaces of all sizes with Teams.


[Download Teams](#)

### 3.2 Mobile Devices

- IOS



- Android



4. Sing in Microsoft Teams by filling in Username and Password which shareholder will receive on June 22, 2020, shareholder can create their own password.

4.1 Fill in Username

4.2 Fill in Password

4.3 Create new password  
by fill in capital letter,  
small letter and number

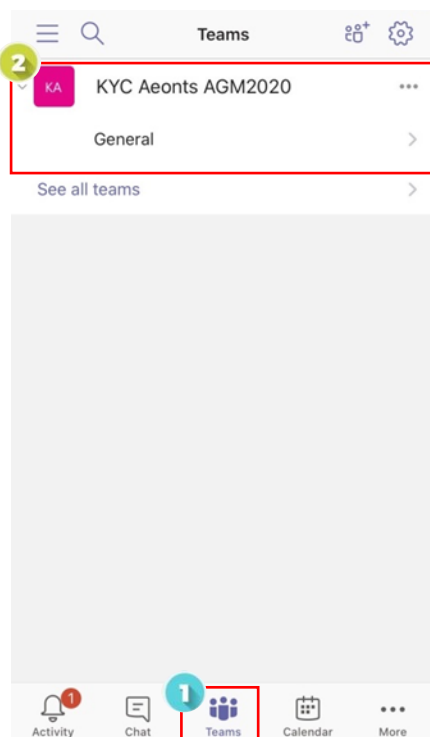
Microsoft  
**Sign in**  
1234567890@aeonts.onmicrosoft.com  
No account? [Create one!](#)  
Can't access your account?  
[Sign-in options](#)  
Back Next

Microsoft  
← user, 1234567890@aeonts.onmicrosoft.com  
**Enter password**  
.....  
[Forgot my password](#)  
Sign in

Microsoft  
user\_t 1234567890@aeonts.onmicrosoft.com  
**Update your password**  
You need to update your password because this is the first time you are signing in, or because your password has expired.  
Current password  
New password  
Confirm password  
Sign in

5. The shareholders who register via Google Form before the AGM date, the list of shareholders will be added to the **KYC Aeonts AGM2020** group then the staffs will verify shareholders before attending the meeting, the steps are as follows:

5.1 AGM Date: When shareholders sign in click "Teams" for entering KYC Aeonts AGM2020



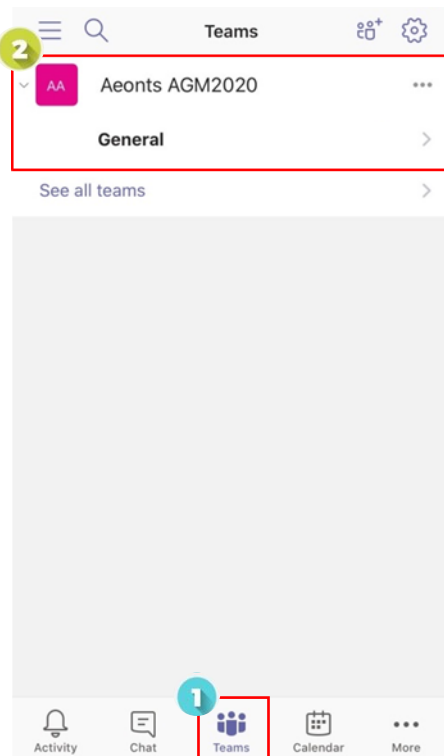
5.2 Staffs of the company will VDO Microsoft Teams, call to shareholders, the Shareholders have to show ID card for verification prior to attending the meeting room.



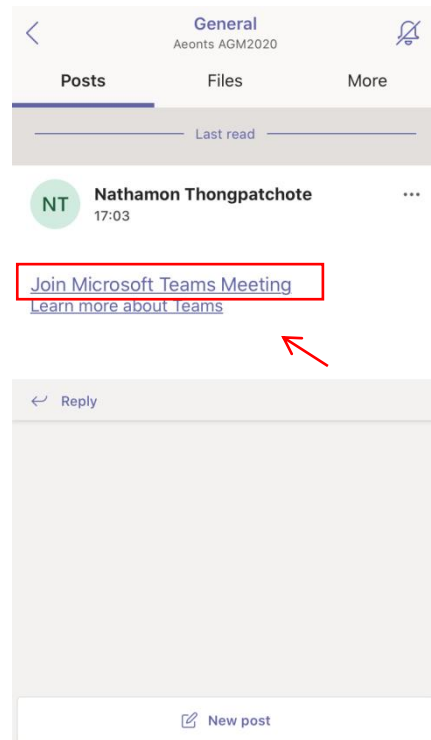
6. The shareholders who were verified, the list of shareholders will be added to the Aeonts AGM2020 group for attending the meeting, as follows:

6.1 When the meeting starts, click “Teams”

and click “General” for entering meeting room



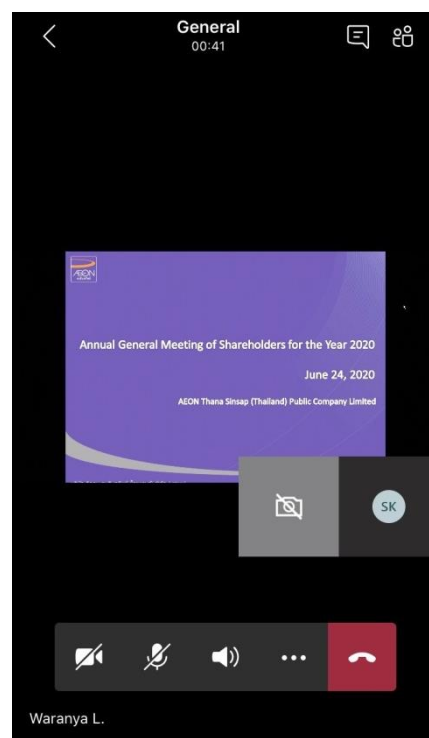
6.2 Next click “Join Microsoft Teams Meeting”




6.3 Click “Join now” for entering the meeting room

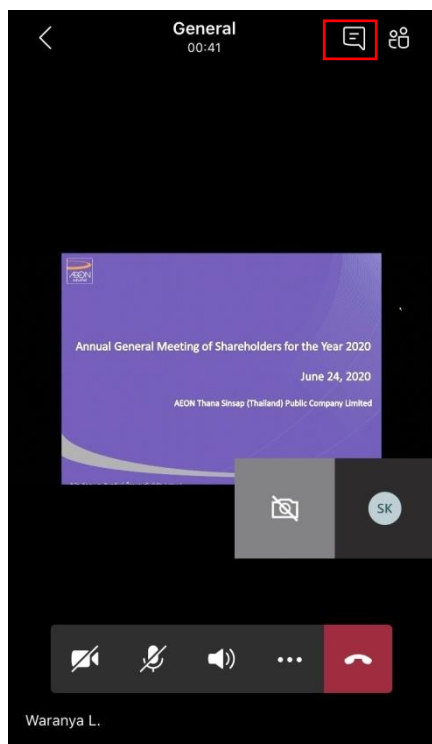


6.4 Screen show the meeting room



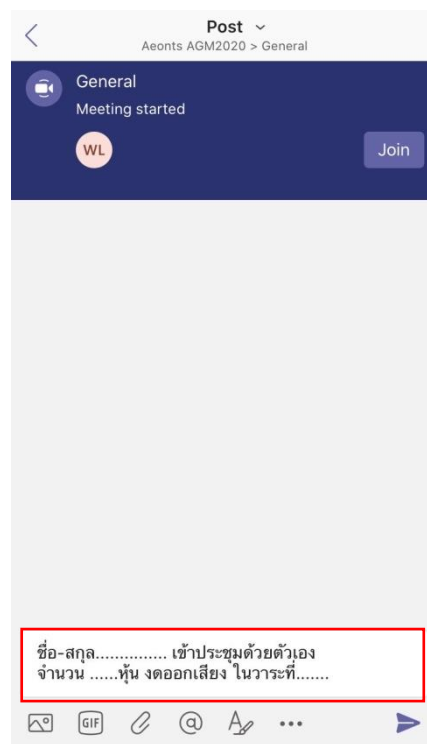
7. Procedures of voting on each agenda, as follows:

7.1 When the company allows the shareholders vote on each agenda, for **Disagree or Abstain**, Please click the symbol 



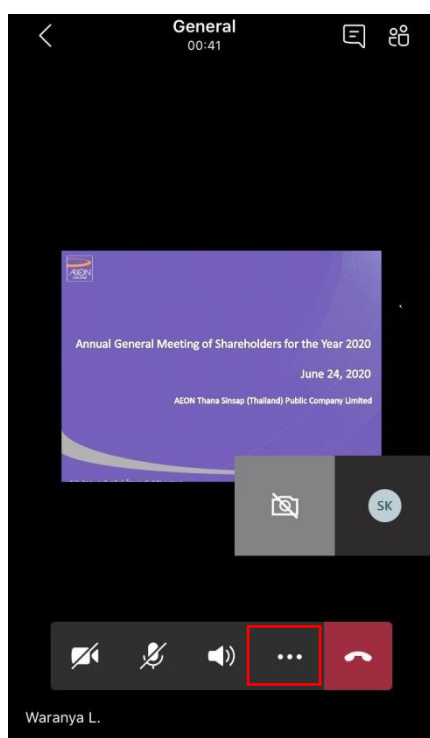
7.2 Shareholders can vote on each agenda by filing in name-surname of attendee.

In case of proxy, please specify the proxy's name and grantor's name, Disagree or Abstain and agenda number

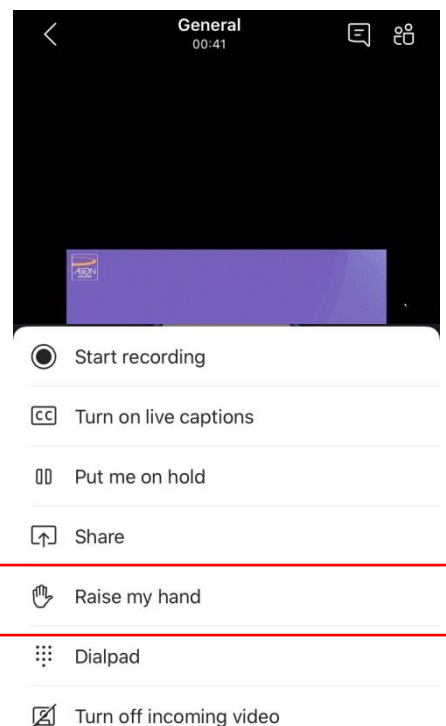


8. How to ask questions, as follows:

8.1 Click 



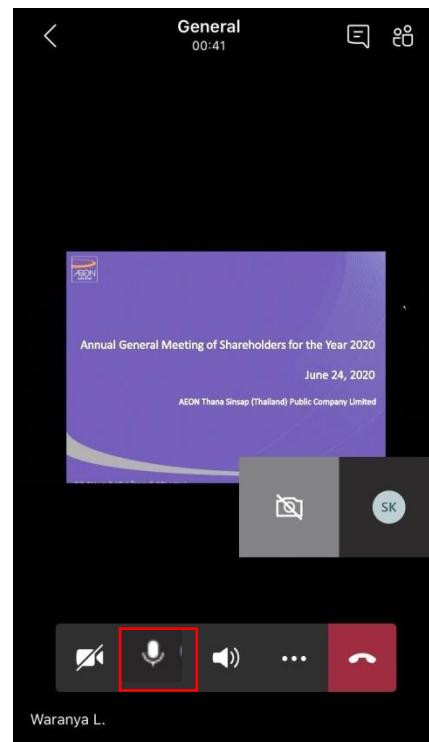
8.2 Click "Raise my hand"



8.3 Hand symbol will be shown on screen  
for shareholder who intent to ask questions




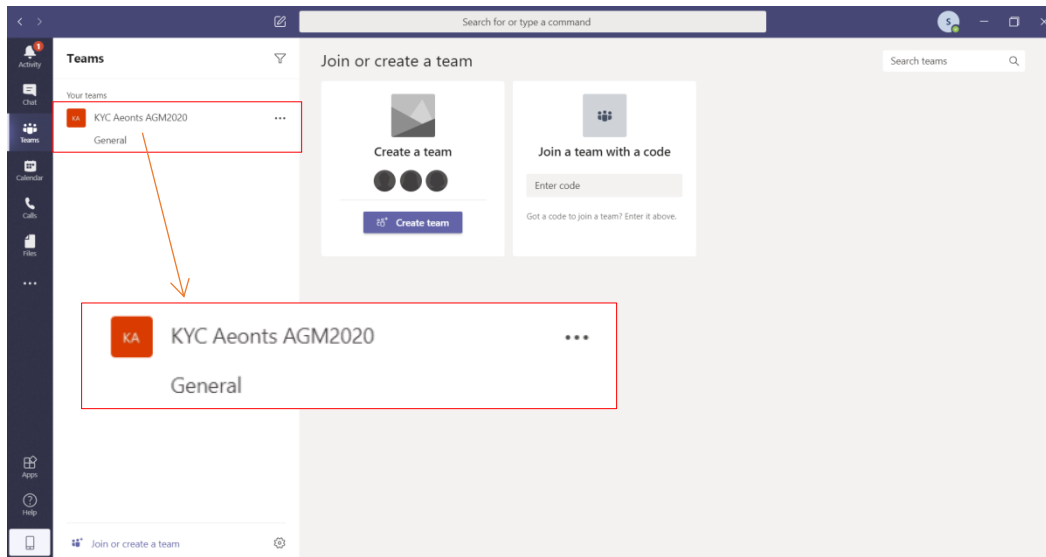
8.4 Staff will call name of shareholder  
and shareholder click "unmute" for  
ask questions




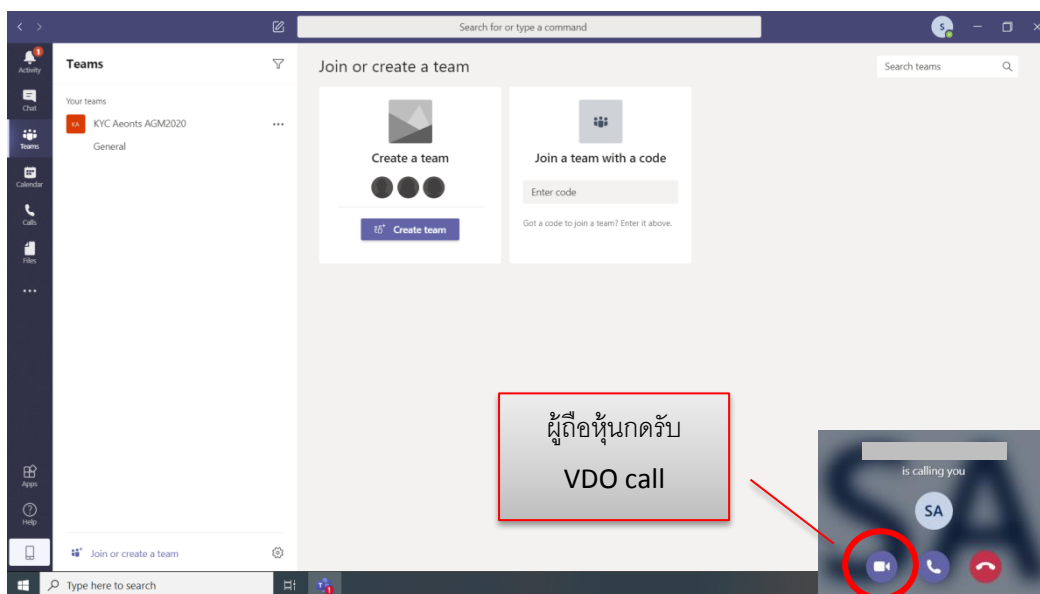
## For entering the meeting via Windows system

1. The shareholders who register via Google Form in advance the AGM date, the name list of shareholders will be added to the **KYC Aeonts AGM2020** group then company's staffs will verify shareholders before attending the meeting, as follows:

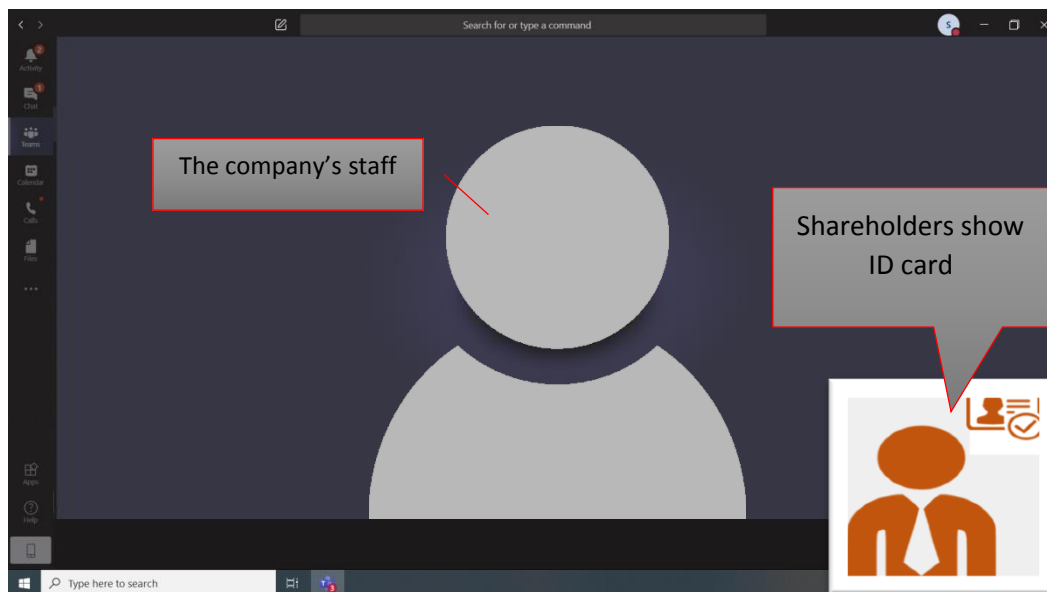
1.1 On the meeting day, shareholders have to Sign in Microsoft Teams then click at  shareholders will see **KYC Aeonts AGM2020** group as show in the picture



1.2 When shareholders get in online status (green status ) the company's staff will **VDO Call** to shareholders. Then shareholders have to show ID card to the staff following the shareholders verify process before joining the AGM meeting group. However, the shareholders are requested to show the ID very clearly

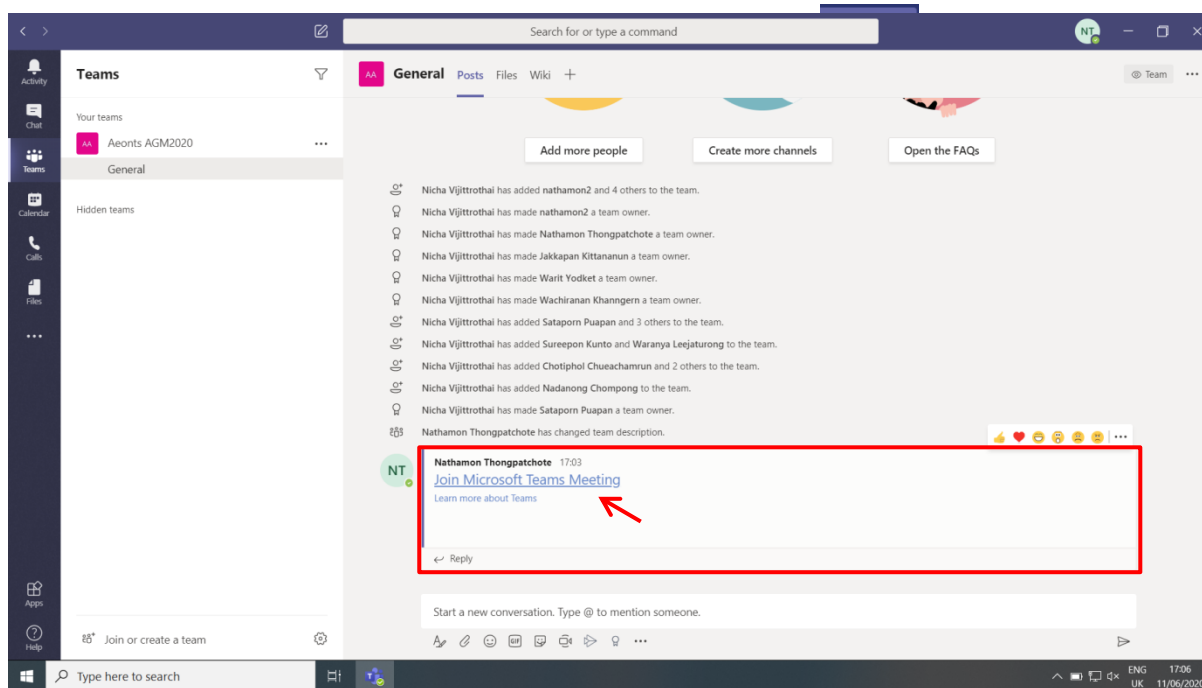


1.3 The shareholders show ID card to the company's staff.



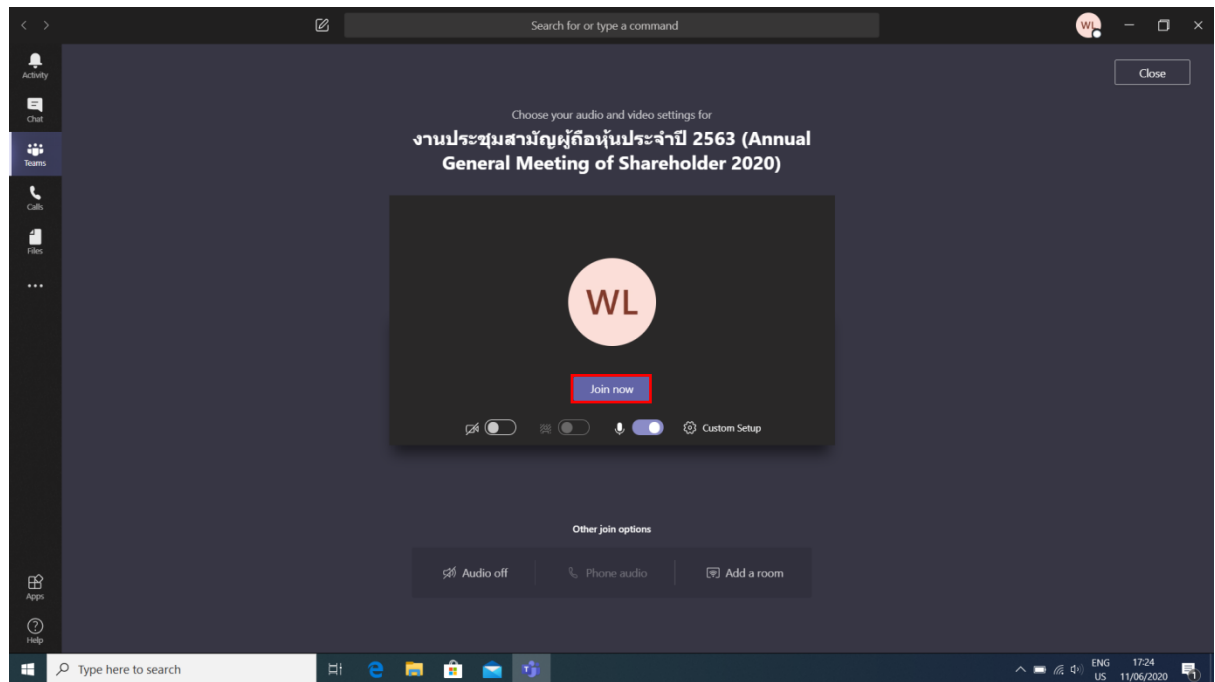
2. After the verify process finish, the company's staff will remove shareholders out of the KYC Aeonts AGM2020 group. Then staff will add shareholders in to Aeonts AGM2020, The screen show this pic for entering the meeting room, as follows:

2.1 Click “Join Microsoft Teams Meeting”






2.2 Click “Join now” for entering the meeting room.

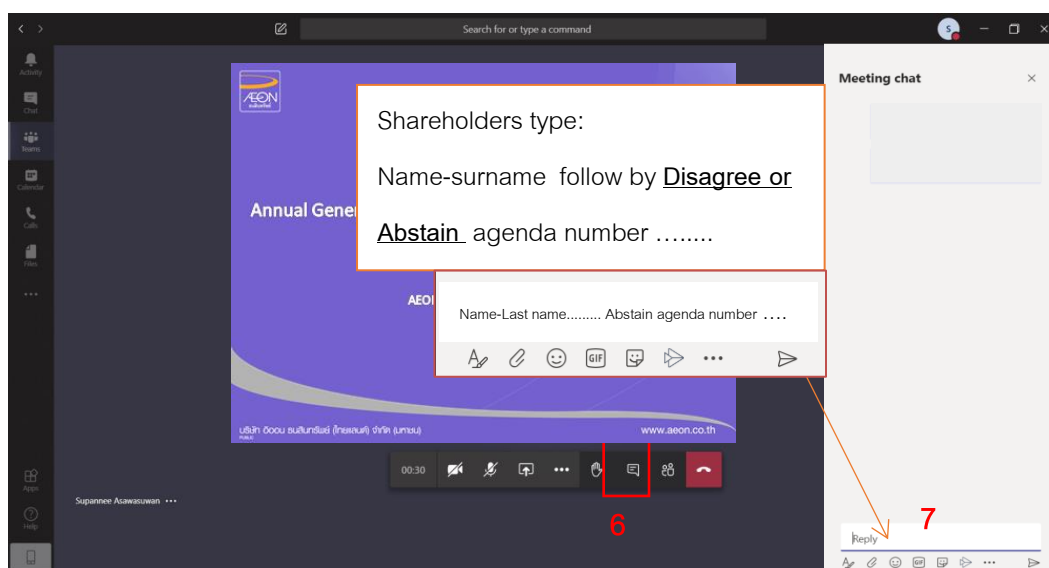


3. Voting procedures on each agenda are shown as follows:




When the chairman of the meeting allows the shareholders to vote on each agenda, for the shareholders who disagree or Abstain please click the  (number6). There will be a chat box appear on the right hand side of the screen as shown in the picture (number7) in order to let the shareholders vote on each agenda. The shareholders can vote as follows:

3.1 Shareholders fill in name-surname, Disagree or Abstain and agenda number.

3.2 Proxy fill in name-surname of proxy and grantor, Disagree or Abstain and agenda number.



4. In case of the shareholders have questions, the chairman of the meeting will allow making a question as follow:

Click  (number8) to show sign that shareholders have a question. The staffs will call shareholders name respectively, first after to make a question. Shareholders have to turn on the mic (number9) to make a question as show in the picture.  →  Once the question is done, shareholders please turn off the mic as before.

